

Product datasheet

MYNICE



BoxBack Wide 4LED

- M24GW34D (12V)
- M24GW34E (24V)

Areas of application

- Signage and illuminated advertising
- Backlighting of channel letters and light box
- best for 80mm to 250mm depth (3inch to 10inch)

Product main benefits

- Uniform and efficient illumination at high LED module distance thanks to new wide lens design
- 6 modules in 1 square meter light box can get excellent optical performance
- 5 years warranty


Product features

- 12VDC/24VDC
- 450 lm/module
- 100 lm/W
- Beam angle 175°
- CE marked and UL listed

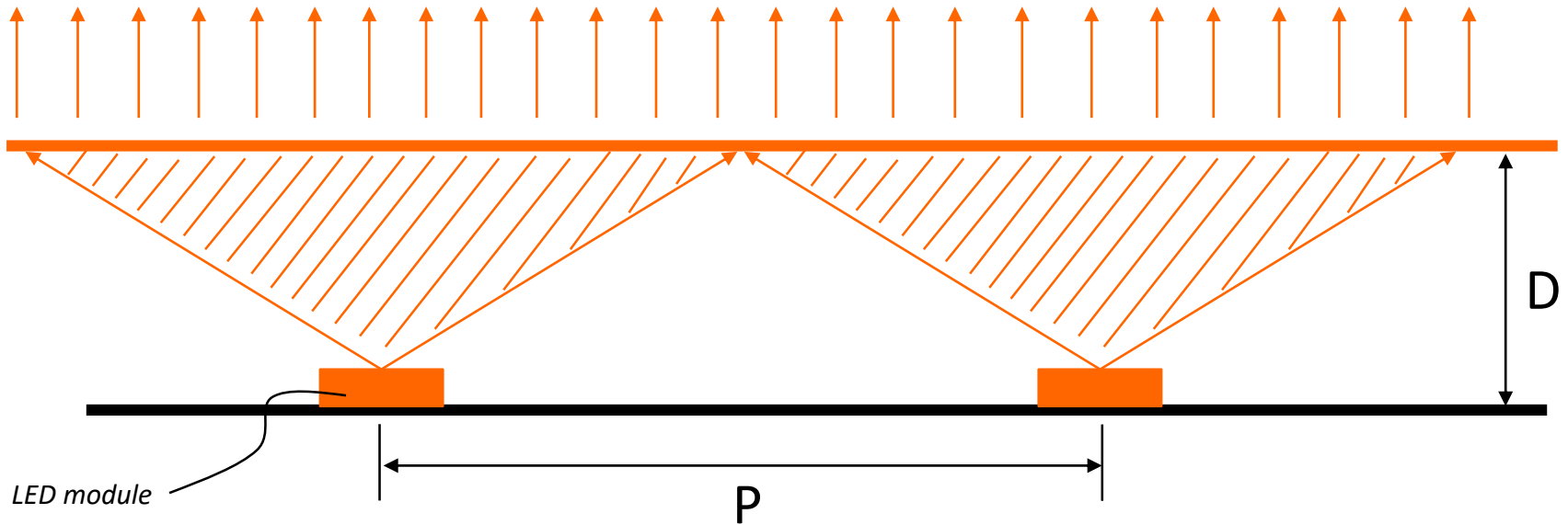


EPISTAR

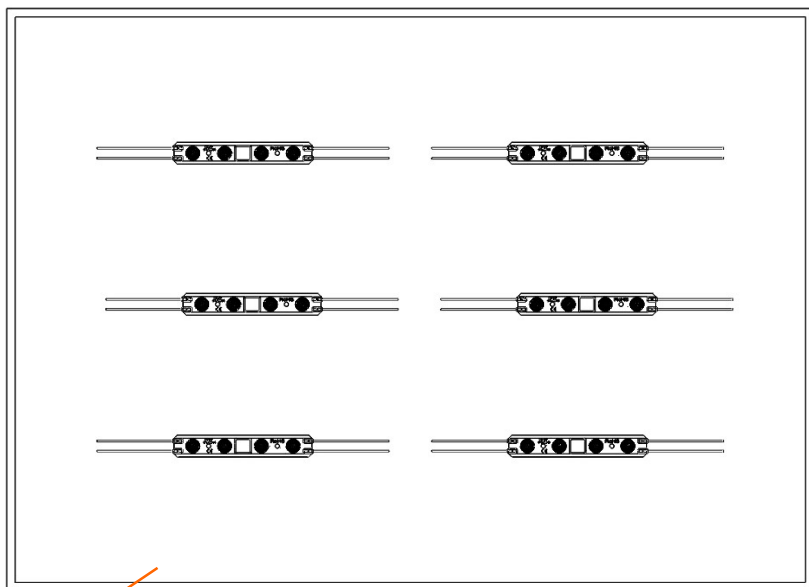
New lens design can get much wider light spot



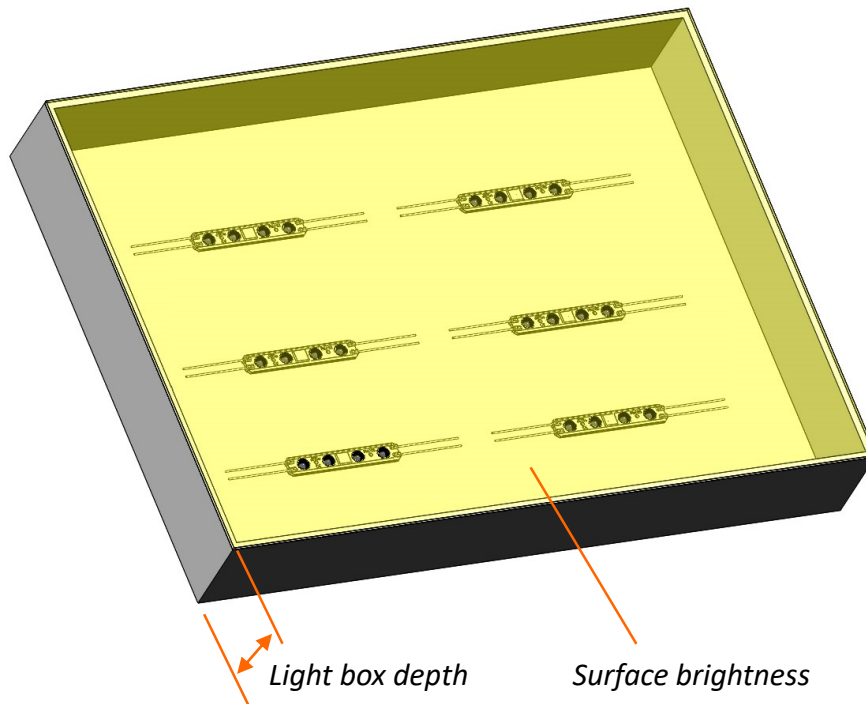
Constant current design (IC solution)



- The proportion of “P” and “D” can show the performance of lens design, normally, the bigger proportion, the larger light spot.
- **P:D = 4:1**



1 square meter light box (depth < 12cm)



1 m ² light box	6 modules	Depth	Brightness
		100mm	2200lx
		120mm	2000lx
		150mm	1700lx
		180mm	1500lx
		200mm	1300lx
		250mm	1100lx

Electrical data

Product Description	Typical Voltage	Energy Consumption (W/module)	Energy Consumption (W/chain)	Energy Consumption (W/ft.)	Additional Information (modules/chain)
M24GW34D	12VDC	4.5	67.5	2.74	10
M24GW34E	24VDC	4.5	135	2.74	20

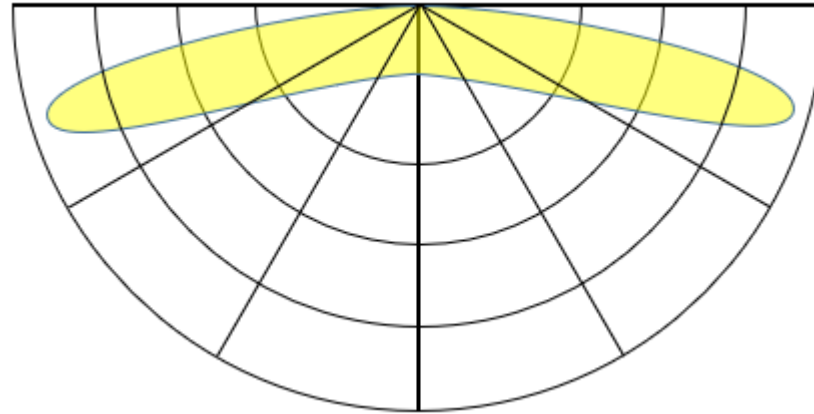
Photometrical data

Product Description	Light color (designation)	Color (CCT, wavelength)	Color Rendering Index	Typical Brightness (lumen/module)	Typical Brightness (lumen/chain)	Typical Brightness (lumen/ft.)
M24GW34D	White	5000K-17000K	Ra > 70	450	4500	274
M24GW34E	White	5000K-17000K	Ra > 70	450	9000	274

Environmental and Application Conditions

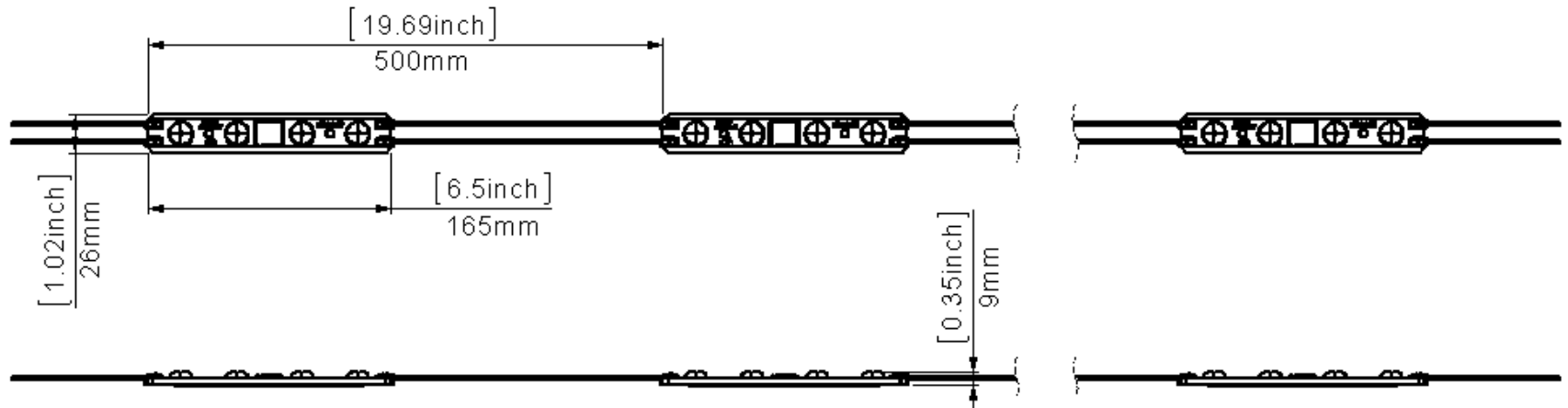
Operating Environment (t_a)	-25°C to +55°C
Storage Temperature Range (t_s)	-40°C to +85°C
Max. operating (case) temperature (t_c)	80°C
IP Rating	IP67
Lifetime (L70B50)	50,000 hours
Dimming mode	Dimmable
Cutting Resolution	Cut on wire between every module

Light distribution



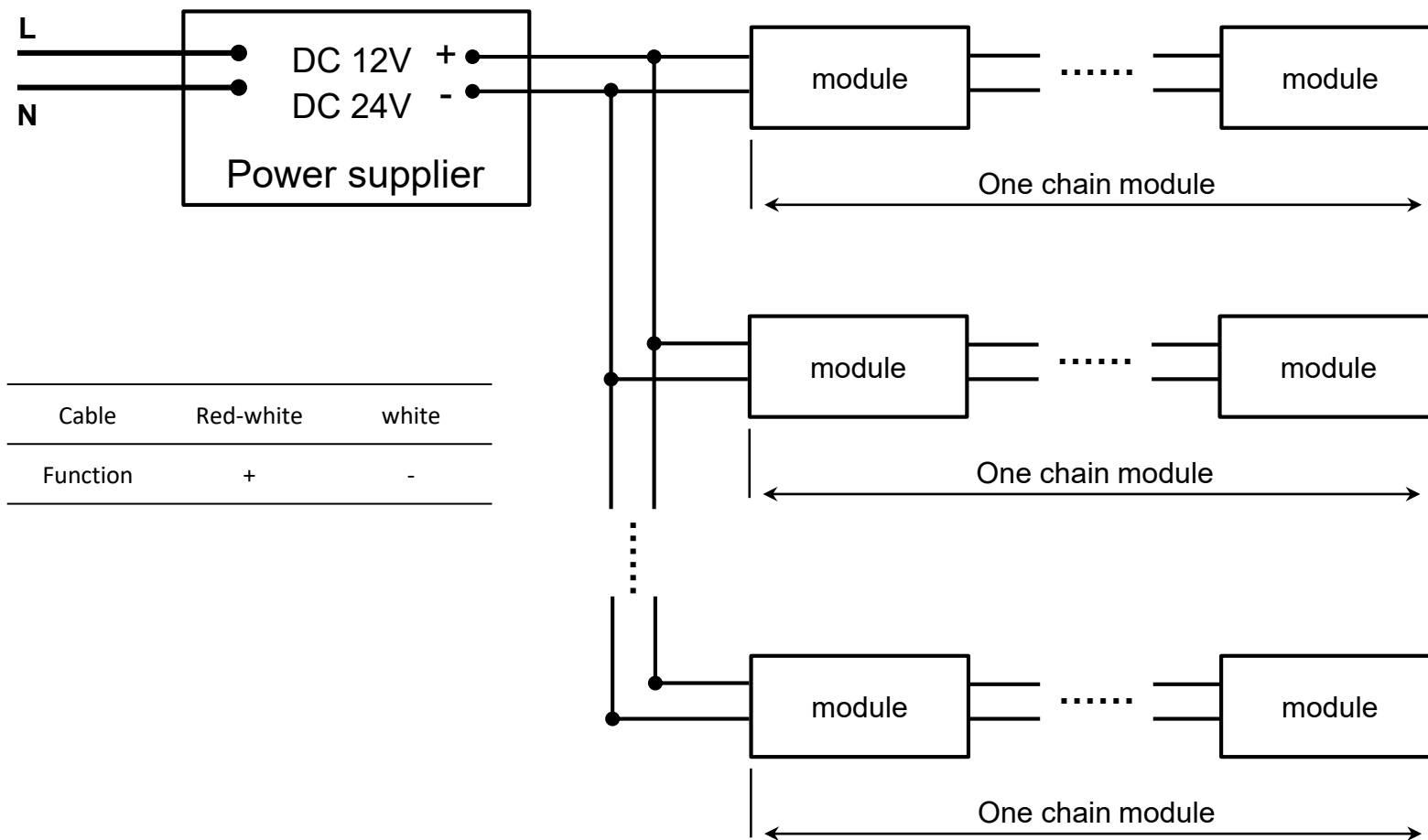
Beam angle: 175°

Product line drawing



* Client can customize the modules distance (center to center) based on requirements.

Wiring method



* The secondary cable recommend > AGW18, < 3 meter

Package

Product description	Package unit (modules/carton box)	Package unit (chains/carton box)	Carton box Dimensions (length x width x height)	Volume	Gross weight
M24GW34D					
M24GW34E					

Additional product information

- Installation of LED modules (with power supplies) needs to be made under consideration of all valid regulations and norms.
- Installation by qualified electrician only.
- Parallel connection is mandatory for safe electrical operation. Serial connection of LED modules is discouraged. Unbalanced voltage drop in serial connection can cause hazardous overload
- Electrical contact is achieved with the contact cables or the terminals of the module. Please refer to the technical data for maximum number of LED modules that can be operated on one control gear.
- To avoid mechanical damage, the LED modules have to be attached securely to the intended mounting surface. It is recommended to avoid heavy vibration.
- LED modules are dimmable by means of PWM (pulse width modulation).